




NIELSEN MUSIC

YEAR-END MUSIC REPORT

CANADA 2019 

nielsen
.....

INTRODUCTION

Welcome to the 2019 Nielsen Music/MRC Data Canada Year-End Report, which provides an exclusive glimpse at the industry's leading trends, data and insights from the past 12 months.

A milestone year for streaming, 2019 saw another record year for on-demand streams during a 12-month period in Canada. The year ended with 98 billion on-demand streams, fueled by a big year for hitmakers Post Malone, Taylor Swift and Ariana Grande, as well as Canadian acts like Shawn Mendes, Celine Dion and Drake. Tech trends like TikTok helped usher in a new wave of viral hits, while K-Pop and Latin acts continued the globalization of music reaching Canadian fans.

Speaking of global, 2019 marked the first full year of Nielsen's global music measurement. Go to pages 22-25 to find exclusive insights from this year's findings, including the dozen-plus songs in the elite 4 Billion+ Streams Club (led by "Old Town Road," the year's most-streamed song worldwide), as well as exclusive insights into how music fans' consumption behaviors vary in Japan, India, Germany and the UK.

In addition to exclusive data from 2019, this report includes charts ranking the most-consumed artists, songs and albums of the 2010s, with stats revealed here for the first time. The decade-based charts include chart-toppers from Drake, Adele and Taylor Swift.

All data cited in this report is compiled by Nielsen Music/MRC Data Canada. This report covers music consumption for the 12-month period from January 4, 2019, through January 2, 2020 (as compared to January 5, 2018—January 3, 2019).

This year's report also marks the beginning of a new era for Nielsen Music/MRC Data, which on December 17 was acquired by Valence Media as the anchor unit for the company's newly established MRC Data division. The acquisition reunites the industry's leading music consumption platform with the preeminent Billboard charts, after a near-decade-long separation, to create the most comprehensive global provider of data and analytics to the music industry and consumers, servicing and representing all digital service providers (DSPs), record labels, radio and music retailers. Other companies in the Valence Media portfolio include dick clark productions, Billboard—The Hollywood Reporter Media Group, MRC Film, MRC Television and MRC Non-Fiction.

Over the course of the next 40-plus pages, we hope you'll find lots of datapoints to help inform and empower your 2020 – and the rest of the coming decade. And as always, we welcome your feedback to inform how our measurement products can better serve you in music's ever-changing landscape. Email us at music@nielsen.com.

CONTENTS

2019 YEAR-END HIGHLIGHTS	4
2019 YEAR-END MOMENTS	6
2019 TIMELINE	16
IN MEMORIUM	18
HITS OF THE DECADE	20
2019 YEAR-END GLOBAL INSIGHTS	22
2019 YEAR-END CHARTS	25
THE DECADE IN REVIEW	38

Note: The term “total album equivalent consumption” describes the number of physical and digital albums that were sold and the total number of album equivalent songs from downloads and song streaming volume. For the sake of clarity, the definition of album equivalent consumption does not include listening to music on broadcast radio or digital radio broadcasts. Unless otherwise noted, all numbers are volume.

YEAR-END 2019

HIGHLIGHTS

TOTAL ALBUM EQUIVALENT CONSUMPTION
(ALBUM + TEA + ON-DEMAND AUDIO/VIDEO SEA)

2019	2018	% CHG.
75.4M	63.8M	+18.1%

TOTAL ALBUM EQUIVALENT CONSUMPTION -
AUDIO

(ALBUM + TEA + ON-DEMAND AUDIO SEA)

2019	2018	% CHG.
69.4M	60.2M	+15.4%

ON-DEMAND STREAMING
(AUDIO AND VIDEO)

2019	2018	% CHG.
98.2B	71.8B	+36.8%

ON-DEMAND SONG STREAMING - AUDIO

2019	2018	% CHG.
75.8B	57.8B	+31.2%



ON-DEMAND SONG STREAMING - VIDEO

2019	2018	% CHG.
22.4B	14.1B	+59.7%

TOTAL ALBUM SALES + TEA

2019	2018	% CHG.
13.7M	18.1M	-24.4%

ALBUM EQUIVALENT CONSUMPTION
(DIGITAL ALBUMS + TEA + ON-DEMAND SEA)

2019	2018	% CHG.
81.1M	51.7M	+56.9%

* Track Equivalent Albums (TEA) ratio of 10 tracks to 1 album
 Streaming Equivalent Albums (SEA) ratio of 1,250 premium streams to 1 album
 Streaming Equivalent Albums (SEA) ratio of 3750 ad-supported streams to 1 album

TOTAL ALBUM SALES (PHYSICAL + DIGITAL)

2019	2018	% CHG.
10.4M	13.5M	-23.3%

DIGITAL ALBUM SALES

2019	2018	% CHG.
3.8M	5.1M	-24.5%

CD SALES

2019	2018	% CHG.
5.5M	7.4M	-26.0%

VINYL LP SALES

2019	2018	% CHG.
1.0M	1.0M	+2.2%

DIGITAL TRACK SALES

2019	2018	% CHG.
32.9M	45.4M	-27.6%

CATALOGUE VS. CURRENT SALES (CATALOGUE IS DEFINED AS OVER 18 MONTHS)

2019 SHARE OF TOTAL 2018 SHARE OF TOTAL YOY VOLUME % CHG.

TOTAL ALBUM EQUIVALENT CONSUMPTION

(Album+TEA+On-Demand Audio/Video SEA)

CURRENT	39%	41%	13.6%
CATALOGUE	61%	59%	21.3%

OVERALL ALBUMS

CURRENT	45%	46%	-24.8%
CATALOGUE	55%	54%	-22.1%

DIGITAL ALBUMS

CURRENT	41%	45%	-30.9%
CATALOGUE	59%	55%	-19.3%

PHYSICAL ALBUMS

CURRENT	48%	47%	-21.2%
CATALOGUE	52%	53%	-23.8%

VINYL LP ALBUMS

CURRENT	33%	37%	-8.5%
CATALOGUE	67%	63%	8.4%

DIGITAL TRACKS

CURRENT	36%	38%	-31.0%
CATALOGUE	64%	62%	-25.5%

OVERALL ON-DEMAND STREAMS

CURRENT	38%	40%	31.3%
CATALOGUE	62%	60%	40.3%

OVERALL ON-DEMAND AUDIO STREAMS

CURRENT	39%	40%	29.2%
CATALOGUE	61%	60%	32.5%

OVERALL ON-DEMAND VIDEO STREAMS

CURRENT	34%	39%	40.5%
CATALOGUE	66%	61%	71.9%

* Track Equivalent Albums (TEA) ratio of 10 tracks to 1 album
Streaming Equivalent Albums (SEA) ratio of 1,250 premium streams to 1 album
Streaming Equivalent Albums (SEA) ratio of 3750 ad-supported streams to 1 album



THE YEAR IN MUSIC 2019

YEAR-END 2019

ARTISTS WHO BROKE THROUGH

SHAWN MENDES

Event duet singles and Juno wins bring new consumption highs for the Pickering native

114 MILLION AND 49 MILLION

ON-DEMAND STREAMS

for "Senorita" and "If I Can't Have You," respectively

5% AND 62% INCREASE

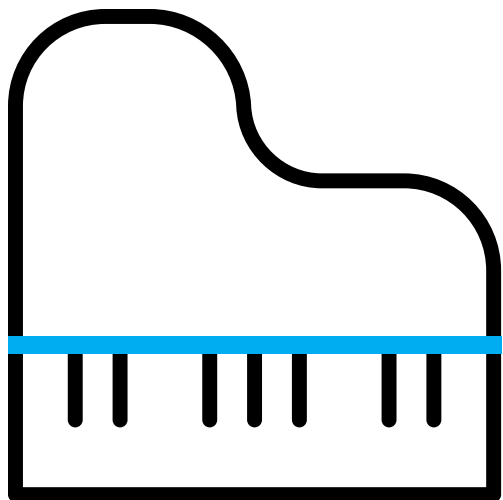
in Mendes' streaming and digital song sales, respectively, during the week ending March 21 following his five wins at the 2019 Juno Awards on March 17

75% CONSUMPTION SPIKE

for Taylor Swift's "Lover" following the release of its remix featuring Mendes, during the week ending Nov. 14



Shawn Mendes performs during the 2019 American Music Awards, November 24, 2019, in Los Angeles, California. (Photo by JC Olivera/Getty Images)



ALEXANDRA STRÉLISKI

33,000

2019 COPIES SOLD

of late 2018 release *Inscape*, the first album in eight years from the neoclassical pianist and composer

400%

INCREASE IN CATALOGUE CONSUMPTION

following Stréliski's wins at the ADISQ Awards on October 27

A side-profile photograph of Celine Dion performing on stage. She is holding a microphone to her mouth with her right hand and gesturing with her left hand. She is wearing a black long-sleeved top and a bright yellow pleated skirt with a wide black belt featuring a large silver buckle. Her hair is pulled back into a bun, and she is wearing large, ornate earrings. The background is a deep purple with bokeh light effects.

CELINE DION

Quebec singer's first English-language album in six years posts 2019's biggest single-week consumption

55,000

FIRST-WEEK CONSUMPTION UNITS

for *Courage*, marking the best Canadian consumption week since Drake's *Scorpion* in July 2018

53,000

FIRST-WEEK ALBUM SALES for *Courage*, the largest sales week for an album since Taylor Swift's *Reputation* in November 2017

8.3 MILLION

CANADIAN ALBUM UNITS

Dion has sold, in the Nielsen Music era, more than any other artist (and 3 million more than the No. 2 best seller, Eminem)

Celine Dion performs at "Aretha! A GRAMMY® Celebration For The Queen Of Soul, January 13, 2019 in Los Angeles, California. (Photo by Rich Fury/Getty Images for NARAS)



FRANK WALKER

7 MILLION

COMBINED AUDIO STREAMS

for “Heartbreak Back” and “Only When It Rains,” in 2019 the first two hits by the Toronto-based DJ/producer and grandson of auto industry magnate Frank Stronach



DJ Frank Walker performs at the 144th Preakness Stakes at Pimlico Race Track on May 18, 2019, in Baltimore, Maryland. (Photo by Paul Morigi/Getty Images for The Stronach Group)



LENNON STELLA

33 MILLION

COMBINED AUDIO STREAMS

for the Oshawa, Ontario, singer/actress' catalogue in 2019, including the top 10 CHR and Hot AC airplay hit “La Di Da”

18 MILLION

ON-DEMAND AUDIO STREAMS

for “Takeaway,” the singer's crossover hit with superstar EDM duo The Chainsmokers

Lennon Stella performs onstage during the z100 All Access Lounge Pre-Show at Pier 36 on December 13, 2019, in New York City. (Photo by Gary Gershoff/Getty Images for iHeartMedia)



BTS perform at the 2019 Billboard Music Awards at MGM Grand Garden Arena, Las Vegas, Nevada.
(Photo by Ethan Miller/Getty Images)

K-POP WON'T STOP

Korean acts from BTS and beyond find success across multiple formats

30 MILLION ON-DEMAND STREAMS

for "Boy With Luv" (featuring Halsey), BTS' most-consumed song to date

59 MILLION ON-DEMAND STREAMS

for "Baby Shark" by Pinkfong in 2019, whose videos have been viewed globally over 3 billion times

2 MILLION FIRST-WEEK ON-DEMAND STREAMS

for BLACKPINK's *Kill This Love*, which took Canada by storm and became the first album for this girl group to reach the top 10 of the Canadian Albums Chart

THE YEAR IN VIRAL HITS

TikTok's Canadian success mints crossover hits and overnight music sensations



LIL NAS X'S "OLD TOWN ROAD"*

244 MILLION

ON-DEMAND STREAMS

Made this the year's No. 1 most-consumed song and the new record holder for most weeks spent at No. 1 on the Billboard Canadian Hot 100 (19)



ARIZONA ZERVAS' "ROXANNE"

2.6 MILLION

ON-DEMAND STREAMS

the week ending November 14, the week the then-independent artist (Zervas has since signed with Columbia) hit the top 10 on the Billboard Canadian Hot 100.



SAWEETIE'S "MY TYPE"**

50%

ON-DEMAND STREAMING

increase the week ending July 4, following the success of Saweetie's #MyTypeChallenge on TikTok

*Lil Nas X attends the 53rd annual CMA Awards, November 13, 2019, in Nashville, Tennessee. (Photo by Jason Kempin/Getty Images)

**Saweetie performs at the REVOLT X AT&T on October 27, 2019, in Los Angeles, California. (Photo by Phillip Faraone/Getty Images for REVOLT)

YEAR-END 2019

MUSIC 360 HIGHLIGHTS

CANADIAN 2019 MUSIC LANDSCAPE

Listening to music continues to be a popular way to spend leisure time, especially among Teens and Millennials. Radio continues to be the top source of music discovery, with 65% of Canadian music listeners discovering music through at least one type of radio (radio discovery includes “over the air,” satellite and/or streaming radio).

TEENS

Streaming accounts for **44%** of their weekly share of music time, compared to **33%** for the average Music Listener

Among Teen Music Listeners, **24%** of Teens turn to social media for music discovery, while **52%** report that “new technologies (e.g., voice assistants, smart TV, specialized headphones, etc.) have made it easier for me to discover new musicians/songs that I like”

TikTok usage (past 12 months) is highest among **Teens (14%)**




MUSIC PODCASTING CARVING OUT ITS OWN NICHE

Podcasts now have a broad reach, with 37% of general population expressing an interest

Interest is even higher among **Teens (52%)** and **Millennials (53%)**

Music is the most listened to podcast genre among those interested in podcasts and is even more popular among **Teens (43%)**



Source: 2019 Nielsen Music/MRC Data Canada Music 360



Luke Combs performs at the ATLIVE Concert 2019, November 17, 2019, in Atlanta, Georgia. (Photo by Carmen Mandato/Getty Images)

COUNTRY'S STREAMING COUP

New releases from Luke Combs and Blanco Brown help genre reach new digital thresholds

7.7 MILLION

FIRST-WEEK AUDIO ON-DEMAND STREAMS

for songs from Luke Combs' November release *What You See Is What You Get*, the highest-ever single-week streaming activity for a country album

48 MILLION

ON-DEMAND STREAMS

for Blanco Brown's "The Git Up," a self-described "trailer trap" song that is the highest-streamed country single for the year

RADIO SPOTLIGHT: TOP 40 MINTS NEW STARS



**257 MILLION
TOTAL AUDIENCE**

LEWIS CAPALDI'S

"Someone You Loved,"

which spent four weeks at No. 1 on the Canadian Hot 100 on the strength of its high listenership at radio




**11 MILLION
TOTAL AUDIENCE**

LIL NAS X'S

"Panini,"

which became the rapper's second top 10 hit after crossover at top 40



**366 MILLION
TOTAL AUDIENCE**

SAM SMITH & NORMANI'S

"Dancing With A Stranger"

which topped the Billboard Canadian Hot 100 Airplay chart

Lewis Capaldi performs at TRNSMT Festival, July 14, 2019, in Glasgow, Scotland. (Photo by Jeff J Mitchell/Getty Images)

Lil Nas X performs at WILD 94.9's FM's Jingle Ball, December 8, 2019, in San Francisco, California. (Photo by Steve Jennings/Getty Images for iHeartMedia)

Normani performs at KISS FM's Jingle Ball, December 6, 2019, in Inglewood, California. (Photo by Amy Sussman/Getty Images)

THE YEAR IN FEATURES:

HOW COLLABS IMPACTED CONSUMPTION

210% increase in consumption

of Lil Nas X's "Old Town Road" the week following the premiere of its official remix with Billy Ray Cyrus

85 MILLION AND 47 MILLION – YTD streams

for Ed Sheeran's duets with Justin Bieber ("I Don't Care") and Khalid ("Beautiful People"), respectively, his two most-consumed hits from all-star duets album *No. 6 Collaborations Project*

114 MILLION – YTD streams

for Shawn Mendes & Camila Cabello's "Senorita," Mendes' first No. 1 hit on the Canadian Hot 100 and Cabello's second as a soloist



VINYL'S CONTINUED RESURGENCE

Billie Eilish highlights another growth year for LP format

Two titles from Billie Eilish helped buck the catalogue trend among the year's top 10 best-selling vinyl albums, as her debut full-length *When We All Fall Asleep Where Do We Go?* and 2017 EP *Don't Smile at Me* finished 2019 as the No. 2 and No. 4 best sellers, respectively.

Vinyl finished the year with a 2.2% increase in total sales volume, to 1.03 million units. It also accounted for 16% of all physical sales throughout the year, compared to 84% for CDs.



DABABY VS. LIL BABY

Two of hip-hop's biggest breakouts also happen to share very similar stage names. Here's how their equally impressive consumption stats stack up.

49,000 VS. 33,000 YTD equivalent album units

of DaBaby's latest album *KIRK* vs. Lil Baby's late 2018 release *Street Gossip*

44 MILLION VS. 24 MILLION on-demand streams

for DaBaby's "Suge," his most-consumed track of 2019, vs. Lil Baby's "Pure Cocaine," his most-consumed track of 2019

180 MILLION VS 154 MILLION on-demand streams

for DaBaby's catalogue vs. Lil Baby's catalogue in 2019

20 MILLION on-demand streams

for "Baby," by Lil Baby feat. DaBaby

A full-page background image of Juice WRLD performing on stage. He is wearing a black jacket with white piping, black sunglasses, and has his signature dreadlocks. He is holding a microphone to his mouth and singing. The background is a bright, out-of-focus stage setting.

R.I.P. JUICE WRLD

The rapper/singer was already one of the year's most-consumed artists prior to his death on December 8. In March, his debut album *Death Race For Love* achieved first-week total equivalent album units of 10,000 and debuted at No. 1 on the Billboard Canadian Albums Chart, his first chart-topping album

269%

spike in total consumption for Juice WRLD's catalogue the week ending December 12

222%

increase in on-demand streams for "Lucid Dreams," his 2018 breakthrough single, the week ending December 12

4

Number of songs

that entered or re-entered the Billboard Canadian Hot 100 the week ending December 12, with combined streams of 9.1 million

2019

IN MEMORIAM



1985-2019

NIPSEY HUSSELE

The murder of 33-year-old rapper and community activist Nipsey Hussle (born Ermias Asghedom) sparked a 2,776% spike in consumption of his catalogue on March 31, the day of his death. *Victory Lap*, his most recent album at time of death, has sold 27,000 equivalent units YTD, led by 5.6 million on-demand streams for "Double Up," featuring Belly and DOM KENNEDY, Nipsey Hussle's most-consumed song of 2019.



1939-2019

GINGER BAKER

The drummer/co-founder of Cream and Blind Faith saw a 154% increase in those bands' catalogue consumption during the week of Oct. 6, the day of the musician's death.



1944-2019

RIC OCASEK

The Cars saw a 339% lift in catalogue consumption during the week of Sept. 19, following the Sept. 15 passing of longtime frontman Ocasek.



1949-2019

EDDIE MONEY

The classic rock singer's catalogue saw a 584% lift in consumption following his passing on Sept. 13. "Take Me Home Tonight," his 1986 hit single, was streamed 195,000 times in Canada in the week following the singer's death, while his songs "Two Tickets To Paradise," "Shakin'" and "Baby Hold On" all entered the top 12 of Billboard's Rock Digital Songs chart.



1994-2019

SULLI, F(X)

The K-Pop singer and actress' passing on Oct. 14 led to a **105%** increase in catalogue consumption for her band f(x) the week ending Oct. 17.



1958-2019

MARIE FREDRIKSSON, ROXETTE

Total consumption of Roxette's catalogue increased **544%** the week ending Dec. 12, following the Dec. 10 announcement of lead singer Fredriksson's passing. The activity was led by their three No. 1 hits in Canada **"It Must Have Been Love"** (344,000 streams, up 252%), **"Listen To Your Heart"** (222,000 streams, up 246%) and **"Joyride"** (88,000 streams, up 509%).



1937-2019

ART NEVILLE

The Neville Brothers saw a **88%** lift in catalogue consumption the week ending July 25, following the July 22 passing of co-founder Art Neville.



1952-2019

JAMES INGRAM


The R&B singer's catalogue saw an **847%** increase in consumption the week ending Jan. 31, following his passing on Jan. 29. The lift was led by a **742%** streaming increase of a 1999 re-recording of his 1981 hit with Quincy Jones, **"Just Once."**



1955-2019

MARK HOLLIS (TALK TALK)

Influential '80s alt-pop group Talk Talk saw a **629%** increase in catalogue consumption the week ending Feb. 27, following the Feb. 25 announcement of frontman Mark Hollis' passing.




1962-2019

JOHN MANN

Canadian folk rock band Spirit of the West saw a **948%** lift in catalogue consumption the week ending Nov. 21, when its longtime frontman passed away at the age of 57 on Nov. 20.

The band has sold over 175,000 albums in the Nielsen Music era.

TIMELINE



Ariana Grande releases *thank u, next*, the year's 3rd most consumed album (audio) and sets the record for biggest streaming week by an album by a female artist with 29 million audio streams for its songs.

FEBRUARY 8

FEBRUARY 10

Kacey Musgraves' *Golden Hour* wins Album of the Year at the 2019 Grammy Awards. The exposure helped the album accumulate 38 million on-demand streams in 2019, 16 million more than in 2018.



Lady Gaga & Bradley Cooper perform "Shallow" at the 2019 Academy Awards, where it takes home the award for Best Original Song. The buzzy performance prompts a 93% increase in on-demand streams and sends the song to No. 1 on the Billboard Canadian Hot 100 the following week.

FEBRUARY 24



MARCH 1

Jonas Brothers reunite for their first single in six years, "Sucker." The song instantly becomes the band's biggest hit to date, debuting at No. 1 on the Billboard Canadian Hot 100 with 5.1 million first-week on-demand streams.



Bryan Adams' *Shine A Light* debuts at No. 1 on the Billboard Canadian Albums chart with 44,000 equivalent units earned in its first week. It's the Kingston, Ontario, native's 3rd No. 1 album in the Nielsen SoundScan era.

MARCH 11


JUNOS

MARCH 17

The 2019 Juno Awards take place in London, Ontario, with Shawn Mendes taking home top honors, including Artist of the Year, Album of the Year and Single of the Year.

BTS' Map of the Soul: Persona is released to first-week consumption of 18,000 equivalent units in its first week, a career best for the K-Pop group.

APRIL 12



MAY 31

Elton John biopic "Rocketman" is released in theaters, sparking an 84% increase in consumption of the musician's catalogue the week ending June 6.




2019





Jean Leloup's
L'Etrange Pays is the lone Francophone album to top the Billboard Canadian Albums chart in 2019. The album has earned 26,000 equivalent units to date.

JUNE 3



Drake's Care Package, a compilation of fan favorite nonalbum cuts, becomes the rapper's 9th album to debut at No. 1 on the Billboard Canadian Albums chart, with first-week on-demand audio streams of 10.5 million.

AUGUST 8



The Canadian Country Music Association holds its **2019 CCMA Awards** in Calgary. Tenille Townes is the night's big winner, taking home four trophies and posting a 2,263% lift in catalogue consumption the week following the awards.

SEPTEMBER 8



The Beatles' Abbey Road celebrates its 50th anniversary with a super deluxe edition that features unreleased demos and outtakes. The set has sold more than 5,000 vinyl units to become the year's 5th best-selling title in the format.

SEPTEMBER 26



Mariah Carey's "All I Want for Christmas Is You" tops the Billboard Canadian Hot 100 for the second consecutive holiday season, 25 years after its initial release. The new milestone is driven by 6.2 million Canadian streams (up 42% from the week prior.)

DECEMBER 16

2020




AUGUST 26

Shawn Mendes & Camila Cabello's "Senorita" begins its 7-week reign on the Billboard Canadian Hot 100, the only song by a Canadian artist to reach No. 1 this year. The song has accumulated 114 million streams and 341 million in airplay audience in 2019.

JUNE 20

Drake, the Toronto Raptors' global ambassador, posts a 92% consumption increase for his catalogue over the previous week after his hometown team's victory at the NBA Finals.



SEPTEMBER 13

Haviah Mighty's 13th Floor wins the 2019 Polaris Music Prize for Canadian Album of the Year. The hip-hop artist's breakthrough posts an 875% increase in consumption the week following the awards.

OCTOBER 14

City And Colour's A Pill For Loneliness debuts at No. 1 on the Billboard Canadian Albums chart with first-week consumption of 13,500 equivalent units.




YEAR-END 2019

HITS OF THE DECADE

DECADE IN REVIEW

*January 1, 2010—January 2, 2019



TOP ALBUM ARTISTS OF THE 2010s

Adele is the top Album Artist of the 2010s, as her albums **21** and **25** are the decade's No. 1 and No. 2 best sellers, respectively. They are also the only two titles to have sold over 1 million copies each during the time period. Adele finishes the decade with nearly 3 million total albums sold, 1 million more than the runner-up, Eminem.

Adele and Mumford & Sons each have two albums in the top 10 Albums of the 2010s, while Michael Bublé's *Christmas* is the top-selling album from a Canadian artist (No. 3 overall).

Three Canadian artists place in the top 10 of the highest-selling Album Artists of the 2010s: Michael Bublé at No. 3, Justin Bieber at No. 5 and Celine Dion at No. 7.

Rounding out the top 10 are two legendary catalogue artists, The Beatles (No. 6) and Elvis Presley (No. 10), and pop stars Taylor Swift and One Direction.



TOP DIGITAL SONGS OF THE 2010s

Pop stars dominate the top 10 Digital Songs Artists of the 2010s, with Taylor Swift at No. 1, Rihanna at No. 3, Katy Perry at No. 4, Maroon 5 at No. 6, Ed Sheeran at No. 8 and Adele at No. 10.

Luis Fonsi & Daddy Yankee's blockbuster "Despacito" is the No. 1 Digital Song of the 2010s, while Ed Sheeran, Imagine Dragons and The Chainsmokers each have two songs in the top 10.

TOP STREAMING SONGS OF THE 2010s

Eight artists scored more than 1 billion streams in Canada for the decade. Canadian rapper **Drake** boasts the most with more than 3 billion streams, more than 1 billion more than the runner-up, **Eminem**. **Ed Sheeran**, **Post Malone**, **Ariana Grande**, **The Weeknd**, **Taylor Swift** and **Rihanna** also crossed the 1 billion threshold during the 2010s.

Luis Fonsi & Daddy Yankee's "Despacito" was the No. 1 Streaming Song of the 2010s, followed by **Ed Sheeran's "Shape Of You."** Proving how much of a blockbuster the song was this year, the 2019 release **"Old Town Road"** by **Lil Nas X** is the No. 3 Streaming Song. **Drake's "God's Plan"** is the most-streamed song from a Canadian artist, at No. 9.



TOP RADIO SONGS OF THE 2010s

Five of the most played artists at radio in the decade belong to rock acts, including three Canadian artists. **Bryan Adams** is the No. 1 most played, followed by **The Tragically Hip** at No. 6 and **Nickelback** at No. 7. **Maroon 5** is the top pop act (No. 2 overall), and **Shania Twain** is the top country act (No. 14 overall). Adams also is the No. 1 Airplay Audience Artist of the 2010s, followed by **U2** and **The Tragically Hip**.

Despite its 2009 release, **Black Eyed Peas' "I Gotta Feeling"** is the top Radio Song of the 2010s. **Kid Rock's** 2007 hit **"All Summer Long"** is the second most played song. **Avicii's "Wake Me Up"** is the most-played song released during the 2010s (and No. 3 overall for the decade.) **Carly Rae Jepsen's "Call Me Maybe"** is the most played song by a Canadian artist in the 2010s and No. 6 overall.



THE YEAR IN GLOBAL INSIGHTS

2019 marked Nielsen's first year of measuring streaming and digital song sales globally.

THE 4+ BILLION STREAMS CLUB (AUDIO & VIDEO)

A snapshot of the most-consumed songs across the globe

Lil Nas X's "Old Town Road" stateside breakthrough fueled billions of streams in other territories, enough to make it the year's most globally streamed song on audio platforms by a considerable margin. One of the year's most-streamed songs on video platforms? "Baby Shark," by Pinkfong, whose cover of the decades-old nursery rhyme made the song a massive viral hit in 2019.

Other top songs this year span a wide variety of genres (Latin, K-Pop, even Bollywood), languages and release years.

SEE BELOW FOR HIGHLIGHTS:



Lil Nas X
Old Town Road



Daddy Yankee
& Katy Perry
Feat. Snow
Con Calma



Dr. Dre
Feat. Snoop Dogg
The Next Episode



Billie Eilish
bad guy



Alan Walker
Faded



Ariana Grande
7 Rings



Pinkfong
Baby Shark



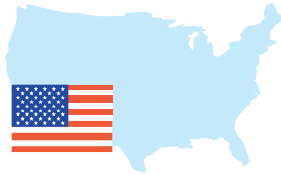
Shawn Mendes &
Camila Cabello
Senorita

Source: 2019 Nielsen Music/MRC Data Music 360 Reports (U.K, Germany, Japan)

GLOBAL GROWTH AREAS

While the U.S., UK, Japan and Germany may be some of the world's biggest music markets, their music tastes are also remarkably diverse. Preferred genres and listening behaviors vary significantly by country.

TOP GENRES INCLUDE VARIATIONS OF POP AS WELL AS MORE LOCAL GENRES.



UNITED STATES

1. Classic Rock
2. Oldies
3. Pop/Top 40
4. Holiday
5. R&B



CANADA

1. Classic Rock
2. Oldies
3. Pop/Top 40
4. Contemporary Rock
5. Easy Listening



UNITED KINGDOM

1. Pop
2. Rock
3. Oldies
4. Easy Listening
5. Singer-Songwriter



GERMANY

1. Pop
2. Oldies
3. Rock
4. Weihnachtsmusik (Holiday)
5. Deutschpop



JAPAN

1. J-Pop
2. Soundtrack
3. Classical
4. Kayokyoku
5. Western Pop

Germany boasts **94%** listening to German music genres, with **38%** listening in standard German and **63%** listening to music in a German dialect or local language.

Local genres are well established in Japan and Germany. In Japan, **90%** listen to local genres, with J-Pop being most popular. Kayokyoku, an earlier, more traditional form of Japanese pop that gained popularity from the 1950s-1980s, remains popular among music fans.

Source: 2019 Nielsen Music/MRC Data Music 360 Reports (UK, Germany, Japan)

STREAMING

Music listeners are streaming in large numbers across these key global markets - the UK ahead of the U.S., Canada, Germany and Japan, with 83% of music listeners streaming music content in the past year. However, it is in the U.S. that the percentage of music fans likely to start paying for a streaming service in the next 6 months is greatest. Alongside streaming, in Germany and Japan physical music purchasing remains a very popular means of consumption.

U.S.



CANADA



UK



GERMANY



JAPAN



music listeners streaming
(free & premium services)

music listeners likely to start subscribing in the
next 6 months (not currently paying for any service)



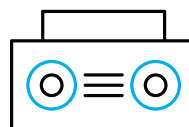
PHYSICAL

music remains more popular in Germany, with **35%** intending to purchase physical music in the next 6 months vs. **28%** digital, and Japan, with **47%** intending to purchase physical music vs. **27%** digital.



YOUTUBE

is the top-used streaming service globally, with Spotify in second for most markets, (among those aware of each service.) But attention should be paid to Amazon Music, which has edged ahead of Spotify in Japan for preferred usage and ranks close behind Spotify in the UK and Germany.



OVER-THE-AIR

AM/FM radio is the go-to format for listening in a typical week among Music Listeners in most countries.

Radio is the top-used format in

Germany (58%)

Canada (51%)

UK (51%)

U.S. (44%)

The exception is **Japan**, where **music video websites (46%)** and **CDs (45%)** reign supreme.

Source: 2019 Nielsen Music/MRC Data Music 360 Reports (UK, Germany, Japan)

THE YEAR IN CANADIAN ARTISTS (January 4, 2019 - January 2, 2020)

TOP 5 GENRE ARTISTS

	ARTIST	ALBUM + TEA + ON-DEMAND AUDIO SEA
1	Drake	457,000
2	Shawn Mendes	160,000
3	Celine Dion	157,000
4	The Weeknd	152,000
5	Michael Buble	126,000

TOP 5 ALBUMS

	ARTIST	TITLE	ALBUM + TEA + ON-DEMAND AUDIO SEA
1	Shawn Mendes	Shawn Mendes	153,000
2	Drake	Scorpion	134,000
3	Celine Dion	Courage	93,000
4	NAV	Bad Habits	70,000
5	The Tragically Hip	Yer Favourites	66,000

TOP 5 SONGS

	ARTIST	SONG	SONGS W/ SES ON-DEMAND
1	Shawn Mendes & Camila Cabello	Senorita	558,000
2	Drake feat. Rick Ross	Money In The Grave	395,000
3	Shawn Mendes	If I Can't Have You	292,000
4	Loud Luxury feat. Brando	Body	234,000
5	Loud Luxury & Bryce Vine	I'm Not Alright	211,000

TOP 5 RADIO SONGS

	ARTIST	SONG	SPINS
1	Shawn Mendes	If I Can't Have You	67,000
2	Shawn Mendes & Camila Cabello	Senorita	66,000
3	Felix Cartal & Lights	Love Me	59,000
4	Loud Luxury x Anders	Love No More	59,000
5	Tyler Shaw	With You	56,000

THE YEAR IN POP

(January 4, 2019 - January 2, 2020)

TOP 5 GENRE ARTISTS

	ARTIST	ALBUM + TEA + ON-DEMAND AUDIO SEA
1	Billie Eilish	466,000
2	Ariana Grande	352,000
3	Taylor Swift	337,000
4	Ed Sheeran	335,000
5	P!nk	160,000

TOP 5 ALBUMS

	ARTIST	TITLE	ALBUM + TEA + ON-DEMAND AUDIO SEA
1	Billie Eilish	When We All Fall Asleep, Where Do We Go?	324,000
2	Ariana Grande	Thank U, Next	209,000
3	Ed Sheeran	No. 6 Collaborations Project	208,000
4	Taylor Swift	Lover	181,000
5	Lady Gaga & Bradley Cooper	A Star Is Born Soundtrack	177,000

TOP 5 SONGS

	ARTIST	SONG	SONGS W/ SES ON-DEMAND
1	Billie Eilish	bad guy	694,000
2	Ed Sheeran & Justin Bieber	I Don't Care	568,000
3	Shawn Mendes & Camila Cabello	Senorita	558,000
4	Ariana Grande	7 Rings	538,000
5	Lewis Capaldi	Someone You Loved	534,000

TOP 5 RADIO SONGS

	ARTIST	SONG	SPINS
1	Ed Sheeran & Justin Bieber	I Don't Care	88,000
2	Jonas Brothers	Sucker	87,000
3	Sam Smith & Normani	Dancing With A Stranger	82,000
4	Halsey	Without Me	78,000
5	Shawn Mendes	If I Can't Have You	67,000

THE YEAR IN R&B/HIP-HOP (January 4, 2019 - January 2, 2020)

TOP 5 GENRE ARTISTS

	ARTIST	ALBUM + TEA + ON-DEMAND AUDIO SEA
1	Post Malone	501,000
2	Drake	457,000
3	Eminem	322,000
4	Khalid	275,000
5	Juice WRLD	224,000

TOP 5 ALBUMS

	ARTIST	TITLE	ALBUM + TEA + ON-DEMAND AUDIO SEA
1	Post Malone	Hollywood's Bleeding	335,000
2	Khalid	Free Spirit	183,000
3	Lil Nas X	7 - EP	154,000
4	Post Malone	Beerbongs & Bentleys	144,000
5	A Boogie Wit Da Hoodie	Hoodie Szn	143,000

TOP 5 SONGS

	ARTIST	SONG	SONGS W/ SES ON-DEMAND
1	Lil Nas X	Old Town Road	1,162,000
2	Post Malone & Swae Lee	Sunflower	671,000
3	Post Malone	Wow.	653,000
4	Lil Tecca	Ransom	461,000
5	Lizzo	Truth Hurts	424,000

TOP 5 RADIO SONGS

	ARTIST	SONG	SPINS
1	Khalid	Talk	38,000
2	Post Malone	Wow.	34,000
3	Post Malone & Swae Lee	Sunflower	32,000
4	Post Malone	Circles	32,000
5	Lizzo	Truth Hurts	29,000

THE YEAR IN COUNTRY

(January 4, 2019 - January 2, 2020)

TOP 5 GENRE ARTISTS

	ARTIST	ALBUM + TEA + ON-DEMAND AUDIO SEA
1	Luke Combs	179,000
2	Thomas Rhett	122,000
3	Luke Bryan	118,000
4	Florida Georgia Line	116,000
5	Dan + Shay	86,000

TOP 5 ALBUMS

	ARTIST	TITLE	ALBUM + TEA + ON-DEMAND AUDIO SEA
1	Luke Combs	This One's For You	103,000
2	Luke Combs	What You See Is What You Get	64,000
3	Dan + Shay	Dan + Shay	64,000
4	Florida Georgia Line	Can't Say I Ain't Country	56,000
5	Thomas Rhett	Center Point Road	48,000

TOP 5 SONGS

	ARTIST	SONG	SONGS W/ SES ON-DEMAND
1	Marshmello & Kane Brown	One Thing Right	321,000
2	Blanco Brown	The Git Up	269,000
3	Dan + Shay	Tequila	242,000
4	Luke Bryan	Knockin' Boots	226,000
5	Morgan Wallen	Whiskey Glasses	222,000

TOP 5 RADIO SONGS

	ARTIST	SONG	SPINS
1	Morgan Wallen	Whiskey Glasses	35,000
2	Old Dominion	Make It Sweet	33,000
3	Luke Combs	Beer Never Broke My Heart	32,000
4	Luke Bryan	Knockin' Boots	31,000
5	Riley Green	There Was This Girl	31,000

THE YEAR IN ROCK

(January 4, 2019 - January 2, 2020)

TOP 5 GENRE ARTISTS

	ARTIST	ALBUM + TEA + ON-DEMAND AUDIO SEA
1	Queen	313,000
2	Beatles	202,000
3	Imagine Dragons	180,000
4	Elton John	120,000
5	Metallica	117,000

TOP 5 ALBUMS

	ARTIST	TITLE	ALBUM + TEA + ON-DEMAND AUDIO SEA
1	Queen	Bohemian Rhapsody (The Soundtrack)	131,000
2	Elton John	Diamonds	92,000
3	The Tragically Hip	Yer Favourites	66,000
4	Bryan Adams	Shine A Light	63,000
5	Imagine Dragons	Origins	62,000

TOP 5 SONGS

	ARTIST	SONG	SONGS W/ SES ON-DEMAND
1	Panic! At The Disco	High Hopes	327,000
2	Queen	Bohemian Rhapsody	231,000
3	Imagine Dragons	Believer	168,000
4	Imagine Dragons	Thunder	168,000
5	Journey	Don't Stop Believin'	159,000

TOP 5 RADIO SONGS

	ARTIST	SONG	SPINS
1	Panic! At The Disco	High Hopes	78,000
2	Billie Eilish	Bad Guy	49,000
3	The Strumbellas	Salvation	35,000
4	Panic! At The Disco	Hey Look Ma, I Made It	26,000
5	Portugal. The Man	Feel It Still	25,000

2019 YEAR-END CHARTS

POWERED BY NIELSEN MUSIC/MRC DATA

TOP 10 ARTISTS

Rank	Artist	Total Album Equivalent Consumption	Album Sales	Digital Songs	On-Demand Audio Streaming
1	Post Malone	501,000	51,000	214,000	575,258,000
2	Billie Eilish	466,000	88,000	296,000	479,181,000
3	Drake	457,000	14,000	93,000	572,780,000
4	Ariana Grande	352,000	38,000	162,000	406,147,000
5	Taylor Swift	337,000	75,000	189,000	323,159,000
6	Ed Sheeran	335,000	48,000	187,000	361,730,000
7	Eminem	322,000	46,000	138,000	353,121,000
8	Queen	313,000	123,000	253,000	223,264,000
9	Khalid	275,000	30,000	82,000	317,494,000
10	Juice WRLD	224,000	4,000	54,000	302,906,000

TOP CANADIAN ARTISTS BY CONSUMPTION

Rank	Artist	Total Album Equivalent Consumption	Album Sales	Digital Songs	On-Demand Audio Streaming
1	Drake	457,000	14,000	93,000	572,780,000
2	Shawn Mendes	160,000	21,000	98,000	180,737,000
3	Celine Dion	157,000	100,000	78,000	67,627,000
4	The Weeknd	152,000	6,000	45,000	188,027,000
5	Michael Buble	126,000	47,000	38,000	102,094,000
6	Bryan Adams	115,000	77,000	46,000	45,477,000
7	The Tragically Hip	111,000	29,000	39,000	101,927,000
8	NAV	107,000	1,000	8,000	143,710,000
9	Tory Lanez	104,000	2,000	12,000	132,901,000
10	Justin Bieber	72,000	3,000	21,000	90,639,000

TOP 10 ARTIST RANKED BY ON-DEMAND AUDIO STREAMS

Rank	Artist	Streaming On-Demand Audio
1	Post Malone	575,255,000
2	Drake	572,780,000
3	Billie Eilish	479,181,000
4	Ariana Grande	406,147,000
5	Ed Sheeran	361,730,000
6	Eminem	353,121,000
7	Taylor Swift	323,159,000
8	Khalid	317,494,000
9	Juice WRLD	302,906,000
10	Travis Scott	263,774,000

TOP 10 ALBUMS

(ALBUM SALES + TEA + ON-DEMAND AUDIO SEA)

Rank	Artist	Title	Total Album Equivalent Consumption	Album Sales	Song Sales	On-Demand Audio Streams
1	Post Malone	Hollywood's Bleeding	335,000	37,000	216,000	370,912,000
2	Billie Eilish	When We All Fall Asleep, Where Do We Go?	324,000	69,000	197,000	296,383,000
3	Ariana Grande	thank u, next	208,000	25,000	111,000	232,008,000
4	Ed Sheeran	No. 6 Collaborations Project	204,000	33,000	171,000	203,304,000
5	Khalid	Free Spirit	183,000	26,000	63,000	201,464,000
6	Lady Gaga & Bradley Cooper	A Star Is Born Soundtrack	175,000	65,000	223,000	117,413,000
7	Taylor Swift	Lover	175,000	61,000	120,000	136,201,000
8	Lil Nas X	7 - EP	154,000	1,000	227,000	178,600,000
9	Shawn Mendes	Shawn Mendes	153,000	15,000	167,000	166,980,000
10	Post Malone	beerbongs & bentleys	144,000	8,000	52,000	177,394,000

TOP 10 ALBUMS (TOTAL SALES)

Rank	Artist	Title	Sales
1	Celine Dion	Courage	83,000
2	Billie Eilish	When We All Fall Asleep, Where Do We Go?	69,000
3	Lady Gaga & Bradley Cooper	A Star is Born Soundtrack	65,000
4	Bryan Adams	Shine A Light	61,000
5	Backstreet Boys	DNA	61,000
6	Taylor Swift	Lover	61,000
7	Harry Styles	Fine Line	42,000
8	Jonas Brothers	Happiness Begins	40,000
9	Tool	Fear Inoculum	37,000
10	Queen	Bohemian Rhapsody (The Original Soundtrack)	37,000

TOP 10 DIGITAL ALBUMS

Rank	Artist	Title	Sales
1	Billie Eilish	When We All Fall Asleep, Where Do We Go?	24,000
2	Tool	Fear Inoculum	20,000
3	Taylor Swift	Lover	19,000
4	Lady Gaga & Bradley Cooper	A Star Is Born Soundtrack	17,000
5	Ed Sheeran	No. 6 Collaborations Project	14,000
6	Corey Hart	Dreaming Time Again	14,000
7	Queen	Greatest Hits I	12,000
8	P!nk	Hurts 2b Human	12,000
9	Ariana Grande	thank u, next	11,000
10	Billie Eilish	Dont Smile At Me	8,000

TOP 10 PHYSICAL CD ALBUMS

Rank	Artist	Title	Sales
1	Celine Dion	Courage	78,000
2	Bryan Adams	Shine A Light	60,000
3	Backstreet Boys	DNA	55,000
4	Lady Gaga & Bradley Cooper	A Star Is Born Soundtrack	45,000
5	Taylor Swift	Lover	38,000
6	Billie Eilish	When We All Fall Asleep, Where Do We Go?	37,000
7	Jonas Brothers	Happiness Begins	35,000
8	Harry Styles	Fine Line	34,000
9	Post Malone	Hollywood's Bleeding	28,000
10	Passe-Partout	Coucou Passe-Partout	27,000

TOP 10 LP VINYL ALBUMS

Rank	Artist	Title	Sales
1	Soundtrack	Guardians Of The Galaxy: Awesome Mix	13,000
2	Billie Eilish	When We All Fall Asleep, Where Do We Go?	8,000
3	Queen	Greatest Hits I	6,000
4	Billie Eilish	Dont Smile At Me	5,000
5	Beatles	Abbey Road	5,000
6	Bob Marley	Legend	5,000
7	Pink Floyd	The Dark Side Of The Moon	5,000
8	Queen	Bohemian Rhapsody (The Original Soundtrack)	4,000
9	Queen	A Night At The Opera	4,000
10	Elton John	Diamonds	3,000

TOP 10 DIGITAL SONG CONSUMPTION

CONSUMPTION (SONG SALES+ON-DEMAND AUDIO SES)

Rank	Artist	Song	Song Sales w/ SES On-Demand Audio	Song Sales	Streaming On-Demand Audio
1	Lil Nas X	Old Town Road	1,162,000	210,000	128,616,000
2	Billie Eilish	bad guy	694,000	103,000	80,103,000
3	Post Malone & Swae Lee	Sunflower	671,000	72,000	82,087,000
4	Post Malone	Wow.	653,000	56,000	81,285,000
5	Ed Sheeran & Justin Bieber	I Don't Care	568,000	91,000	63,845,000
6	Shawn Mendes & Camila Cabello	Senorita	558,000	99,000	62,016,000
7	Ariana Grande	7 Rings	538,000	57,000	65,315,000
8	Lewis Capaldi	Someone You Loved	534,000	96,000	59,765,000
9	Lady Gaga & Bradley Cooper	Shallow	518,000	134,000	51,238,000
10	Lil Tecca	Ransom	461,000	17,000	64,888,000

TOP 10 SONGS ON-DEMAND STREAMS

(AUDIO + VIDEO)

Rank	Artist	Song	On-Demand Streams
1	Lil Nas X	Old Town Road	244,077,000
2	Billie Eilish	bad guy	150,421,000
3	Post Malone & Swae Lee	Sunflower	136,289,000
4	Ariana Grande	7 Rings	121,073,000
5	Shawn Mendes & Camila Cabello	Senorita	113,524,000
6	Post Malone	Wow.	107,101,000
7	Marshmello & Bastille	Happier	97,941,000
8	Lil Tecca	Ransom	96,554,000
9	Halsey	Without Me	95,649,000
10	Travis Scott feat. Drake	Sicko Mode	94,030,000

TOP 10 SONGS ON-DEMAND AUDIO STREAMS

Rank	Artist	Song	On-Demand Audio Streams
1	Lil Nas X	Old Town Road	128,616,000
2	Post Malone & Swae Lee	Sunflower	82,087,000
3	Post Malone	Wow.	81,285,000
4	Billie Eilish	bad guy	80,103,000
5	Ariana Grande	7 Rings	65,315,000
6	Lil Tecca	Ransom	64,888,000
7	Ed Sheeran & Justin Bieber	I Don't Care	63,845,000
8	Shawn Mendes & Camila Cabello	Senorita	62,016,000
9	Lewis Capaldi	Someone You Loved	59,765,000
10	Meek Mill feat. Drake	Going Bad	55,801,000

TOP 10 SONGS ON-DEMAND VIDEO STREAMS

Rank	Artist	Song	On-Demand Audio Streams
1	Lil Nas X	Old Town Road	115,461,000
2	Billie Eilish	bad guy	70,318,000
3	Ariana Grande	7 Rings	55,759,000
4	Post Malone & Swae Lee	Sunflower	54,202,000
5	Shawn Mendes & Camila Cabello	Senorita	51,508,000
6	Marshmello & Bastille	Happier	50,246,000
7	Dr. Dre feat. Snoop Dogg	The Next Episode	50,162,000
8	Pinkfong	Baby Shark	46,803,000
9	Travis Scott feat. Drake	Sicko Mode	45,266,000
10	Maroon 5	Girls Like You	45,002,000

TOP 10 DIGITAL SONG SALES

Rank	Artist	Song	Sales
1	Lil Nas X	Old Town Road	210,000
2	Lady Gaga & Bradley Cooper	Shallow	134,000
3	Billie Eilish	bad guy	103,000
4	Shawn Mendes & Camila Cabello	Senorita	99,000
5	Lewis Capaldi	Someone You Loved	96,000
6	Ed Sheeran & Justin Bieber	I Don't Care	91,000
7	Post Malone & Swae Lee	Sunflower	72,000
8	Blanco Brown	The Git Up	65,000
9	Jonas Brothers	Sucker	61,000
10	Ariana Grande	7 Rings	57,000

TOP 10 RADIO SONGS BASED ON AIRPLAY

Rank	Artist	Song	Plays
1	Ed Sheeran & Justin Bieber	I Don't Care	88,000
2	Jonas Brothers	Sucker	87,000
3	Sam Smith & Normani	Dancing With A Stranger	82,000
4	Halsey	Without Me	78,000
5	Panic! At The Disco	High Hopes	78,000
6	Marshmello & Bastille	Happier	68,000
7	Shawn Mendes	If I Can't Have You	67,000
8	Shawn Mendes & Camila Cabello	Senorita	66,000
9	Ellie Goulding x Diplo Feat. Swae Lee	Close To Me	60,000
10	Felix Cartal & Lights	Love Me	59,000

TOP 10 SONGS BY CANADIAN ARTISTS BY AIRPLAY

Rank	Artist	Song	Airplay
1	Shawn Mendes	If I Can't Have You	67,000
2	Shawn Mendes & Camila Cabello	Senorita	66,000
3	Felix Cartal & Lights	Love Me	59,000
4	Loud Luxury x Anders	Love No More	59,000
5	Tyler Shaw	With You	56,000
6	Scott Helman	Hang Ups	51,000
7	Loud Luxury Feat. Brando	Body	50,000
8	Lennon Stella	La Di Da	47,000
9	Frank Walker feat. Riley Biederer	Heartbreak Back	46,000
10	Bulow	Two Punks In Love	45,000

2019 DECADE CHARTS

POWERED BY NIELSEN MUSIC/MRC DATA

TOP 10 ARTISTS - ALBUM SALES

Rank	Artist	Album Sales
1	Adele	2,966,000
2	Eminem	1,948,000
3	Michael Bublé	1,774,000
4	Taylor Swift	1,738,000
5	Justin Bieber	1,539,000
6	Beatles	1,224,000
7	Celine Dion	1,177,000
8	Elvis Presley	1,052,000
9	Mumford & Sons	1,048,000
10	One Direction	998,000

TOP 10 ARTISTS - SONG SALES

Rank	Artist	Song Sales
1	Taylor Swift	6,591,000
2	Eminem	6,440,000
3	Rihanna	6,040,000
4	Katy Perry	5,813,000
5	Pitbull	5,022,000
6	Maroon 5	5,006,000
7	Drake	4,421,000
8	Ed Sheeran	4,287,000
9	Bruno Mars	4,244,000
10	Adele	4,164,000

TOP 10 ARTISTS ON-DEMAND STREAMS (AUDIO + VIDEO)

Rank	Artist	Streaming On-Demand
1	Drake	3,063,535,000
2	Eminem	1,922,883,000
3	Ed Sheeran	1,891,517,000
4	Post Malone	1,814,483,000
5	Ariana Grande	1,383,661,000
6	The Weeknd	1,332,176,000
7	Taylor Swift	1,263,757,000
8	Rihanna	1,054,367,000
9	Xxxtentacion	988,155,000
10	Kanye West	985,501,000

TOP 10 ARTISTS ON-DEMAND AUDIO STREAMS

Rank	Artist	Streaming On-Demand (Audio)
1	Drake	2,610,926,000
2	Post Malone	1,441,119,000
3	Eminem	1,199,499,000
4	Ed Sheeran	1,184,126,000
5	The Weeknd	1,002,886,000
6	Ariana Grande	871,752,000
7	Kanye West	849,112,000
8	Kendrick Lamar	758,162,000
9	Xxxtentacion	744,480,000
10	Travis Scott	730,674,000

TOP 10 ARTISTS ON-DEMAND VIDEO STREAMS

Rank	Artist	Streaming On-Demand (Video)
1	Eminem	723,384,000
2	Ed Sheeran	707,391,000
3	Taylor Swift	558,380,000
4	Ariana Grande	511,909,000
5	Drake	452,610,000
6	Katy Perry	448,239,000
7	Maroon 5	431,486,000
8	Justin Bieber	426,819,000
9	Rihanna	415,834,000
10	Imagine Dragons	390,321,000

TOP 10 ARTISTS - AIRPLAY SPINS

Rank	Artist	Airplay Spins
1	Bryan Adams	2,747,000
2	Maroon 5	2,623,000
3	U2	2,362,000
4	P!nk	2,341,000
5	Taylor Swift	2,281,000
6	The Tragically Hip	2,254,000
7	Nickelback	2,073,000
8	Katy Perry	2,060,000
9	Rihanna	2,019,000
10	Aerosmith	1,883,000

DECADE

TOP 10 SONGS - AIRPLAY AUDIENCE

Rank	Artist	Audience Airplay
1	Bryan Adams	16,786,134,000
2	U2	14,193,754,000
3	The Tragically Hip	12,888,560,000
4	Maroon 5	12,858,977,000
5	Nickelback	11,772,806,000
6	P!nk	11,411,506,000
7	Rihanna	11,337,927,000
8	Madonna	10,948,682,000
9	Shania Twain	10,574,318,000
10	Katy Perry	10,487,833,000

TOP 10 ALBUMS - ALBUM SALES

Rank	Artist	Song	Album Sales
1	Adele	21	1,582,000
2	Adele	25	1,093,000
3	Michael Buble	Christmas	968,000
4	Eminem	Recovery	613,000
5	Taylor Swift	1989	542,000
6	Mumford & Sons	Babel	431,000
7	Mumford & Sons	Sigh No More	395,000
8	Katy Perry	Teenage Dream	376,000
9	Ed Sheeran	X	375,000
10	Imagine Dragons	Night Visions	357,000

TOP 10 SONGS- SONG SALES

Rank	Artist	Song	Song Sales
1	Luis Fonsi & Daddy Yankee feat. Justin Bieber	Despacito	577,000
2	Ed Sheeran	Shape Of You	491,000
3	Ed Sheeran	Perfect	434,000
4	Imagine Dragons	Believer	317,000
5	Camila Cabello feat. Young Thug	Havana	274,000
6	Imagine Dragons	Thunder	264,000
7	Chainsmokers feat. Halsey	Closer	231,000
8	The Chainsmokers & Coldplay	Something Just Like This	231,000
9	Lady Gaga & Bradley Copper	Shallow	224,000
10	Lil Nas X	Old Town Road	210,000

TOP 10 SONGS - ON-DEMAND STREAMING
(AUDIO + VIDEO)

Rank	Artist	Song	On-Demand Streams
1	Luis Fonsi & Daddy Yankee feat. Justin Bieber	Despacito	300,890,000
2	Ed Sheeran	Shape Of You	294,647,000
3	Lil Nas X	Old Town Road	244,096,000
4	Ed Sheeran	Perfect	231,232,000
5	Post Malone feat. 21 Savage	Rockstar	211,703,000
6	The Chainsmokers feat. Halsey	Closer	208,910,000
7	Camila Cabello feat. Young Thug	Havana	202,608,000
8	Mark Ronson feat. Bruno Mars	Uptown Funk	197,165,000
9	Drake	God's Plan	181,295,000
10	Imagine Dragons	Believer	179,282,000

TOP 10 SONGS - ON-DEMAND AUDIO STREAMING

Rank	Artist	Song	On-Demand Streams
1	Ed Sheeran	Shape Of You	147,112,000
2	Luis Fonsi & Daddy Yankee feat. Justin Bieber	Despacito	145,239,000
3	Post Malone feat. 21 Savage	Rockstar	142,507,000
4	Lil Nas X	Old Town Road	128,635,000
5	Ed Sheeran	Perfect	122,572,000
6	Drake	God's Plan	120,836,000
7	Drake	One Dance	120,494,000
8	The Chainsmokers feat. Halsey	Closer	115,059,000
9	Kendrick Lamar	Humble.	111,939,000
10	French Montana feat. Swae Lee	Unforgettable	111,843,000

TOP 10 SONGS - ON-DEMAND VIDEO STREAMING

Rank	Artist	Song	On-Demand Streams
1	Luis Fonsi & Daddy Yankee feat. Justin Bieber	Despacito	155,651,000
2	Mark Ronson feat. Bruno Mars	Uptown Funk	150,163,000
3	Ed Sheeran	Shape Of You	147,535,000
4	Lil Nas X	Old Town Road	115,461,000
5	Wiz Khalifa feat. Charlie Puth	See You Again	111,570,000
6	Ed Sheeran	Perfect	108,661,000
7	Taylor Swift	Shake It Off	106,516,000
8	Justin Bieber	Sorry	105,676,000
9	Camila Cabello feat. Young Thug	Havana	105,067,000
10	Maroon 5	Girls Like You	97,180,000

TOP 10 SONGS - AIRPLAY SPINS

Rank	Artist	Song	Airplay Spins
1	Black Eyed Peas	I Gotta Feeling	283,000
2	Kid Rock	All Summer Long	276,000
3	Avicii	Wake Me Up	274,000
4	The Police	Every Breath You Take	271,000
5	Mark Ronson feat. Bruno Mars	Uptown Funk	265,000
6	Carly Rae Jepsen	Call Me Maybe	262,000
7	Bryan Adams	Summer Of '69	261,000
8	Lumineers	Ho Hey	261,000
9	Bon Jovi	Livin' On A Prayer	258,000
10	Adele	Rolling In The Deep	256,000

TOP 10 SONGS - AIRPLAY AUDIENCE

	Artist	Song	Airplay Audience
1	The Police	Every Breath You Take	1,748,060,000
2	Black Eyed Peas	I Gotta Feeling	1,677,367,000
3	Avril Lavigne	Complicated	1,660,880,000
4	Bryan Adams	Summer Of '69	1,658,915,000
5	Daniel Powter	Bad Day	1,502,363,000
6	Carly Rae Jepsen	Call Me Maybe	1,493,499,000
7	Tom Cochrane	Life Is A Highway	1,474,510,000
8	Nelly Furtado	Say It Right	1,458,021,000
9	Eurythmics	Sweet Dreams (Are Made Of This)	1,456,005,000
10	U2	I Still Haven't Found What I'm Looking For	1,451,528,000

TOP 10 LP VINYL - ALBUM SALES (TOTAL SALES)

Rank	Artist	Title	Sales
1	Soundtrack	Guardians Of The Galaxy: Awesome Mix	49,000
2	Bob Marley	Legend	26,000
3	Beatles	Abbey Road	23,000
4	Amy Winehouse	Back To Black	17,000
5	Creedence Clearwater Revival	Chronicle Vol 1	16,000
6	Beatles	Sgt. Pepper's Lonely Hearts Club Band	16,000
7	Arctic Monkeys	Am	15,000
8	Pink Floyd	The Dark Side Of The Moon	15,000
9	Taylor Swift	1989	14,000
10	Lana Del Rey	Born To Die	13,000

TOP 10 CHR/TOP 40 RADIO SONGS - SPINS

Rank	Artist	Song	Spins
1	Armin Van Buuren feat. Trevor Guthrie	This Is What It Feels Like	78,000
2	Drake feat. WizKid & Kyla	One Dance	72,000
3	Loud Luxury feat. Brando	Body	70,000
4	Ed Sheeran	Shape Of You	69,000
5	Avicii	Wake Me Up	68,000
6	Drake feat. Majid Jordan	Hold On, We're Going Home	66,000
7	The Weeknd	Can't Feel My Face	65,000
8	The Chainsmokers feat. Halsey	Closer	64,000
9	Justin Bieber	Sorry	63,000
10	Mark Ronson feat. Bruno Mars	Uptown Funk	63,000

* January 1, 2010 - December 5, 2019

TOP 10 FRANCOPHONE RADIO SONGS - SPINS

Rank	Artist	Song	Spins
1	Alex Nevsky	On Leur A Fait Croire	46,000
2	Patrice Michaud	Mechaniques Generales	42,000
3	Milow	Howling At The Moon	42,000
4	Karim Ouellet	L'amour	42,000
5	Alex Nevsky	Les Colories	39,000
6	Vincent Vallieres	On Va S'aimer Encore	39,000
7	Jean Leloup	Paradis City	39,000
8	Coeur De Pirate	Carry On/Oublie-Moi	36,000
9	Alex Nevsky	Polaroid	36,000
10	Alexe Gaudreault	Placebo	34,000

TOP 10 HOT AC RADIO SONGS - SPINS

Rank	Artist	Song	Spins
1	Carly Rae Jepsen	Call Me Maybe	76,000
2	Armin Van Buuren feat. Trevor Guthrie	This Is What It Feels Like	66,000
3	Alessia Cara	Scars To Your Beautiful	66,000
4	Adele	Rolling In The Deep	65,000
5	Avicii	Wake Me Up	65,000
6	Justin Timberlake	Can't Stop The Feeling!	64,000
7	Serena Ryder	Stompa	64,000
8	Magic!	Rude	63,000
9	Taio Cruz	Dynamite	63,000
10	Mark Ronson feat. Bruno Mars	Uptown Funk	63,000

* January 1, 2010 - December 5, 2019

TOP 10 COUNTRY RADIO SONGS - SPINS

Rank	Artist	Song	Spins
1	Eric Church	Drink In My Hand	62,000
2	Eric Church	Springsteen	61,000
3	Florida Georgia Line	Cruise	61,000
4	Jake Owen	Barefoot Blue Jean Night	60,000
5	Kip Moore	Somethin' 'Bout A Truck	60,000
6	Darius Rucker	Wagon Wheel	59,000
7	Thompson Square	Are You Gonna Kiss Me Or Not	58,000
8	Emerson Drive	That Kind Of Beautiful	57,000
9	Zac Brown Band	Homegrown	57,000
10	Blake Shelton	Honey Bee	57,000

TOP 10 AC RADIO SONGS - SPINS

Rank	Artist	Song	Spins
1	Black Eyed Peas	I Gotta Feeling	55,000
2	Train	Hey, Soul Sister	52,000
3	Carly Rae Jepsen	Call Me Maybe	51,000
4	Lady Antebellum	Need You Now	47,000
5	Adele	Rolling In The Deep	47,000
6	Justin Timberlake	Can't Stop The Feeling!	46,000
7	Avicii	Wake Me Up	44,000
8	Taio Cruz	Dynamite	44,000
9	Kelly Clarkson	Stronger (What Doesn't Kill You)	44,000
10	Mark Ronson feat. Bruno Mars	Uptown Funk	44,000

* January 1, 2010 - December 5, 2019

TOP 10 MAINSTREAM ROCK RADIO SONGS - SPINS

Rank	Artist	Song	Spins
1	Nirvana	Smells Like Teen Spirit	41,000
2	Guns N' Roses	Sweet Child O' Mine	39,000
3	Nirvana	Come As You Are	38,000
4	Guns N' Roses	Welcome To The Jungle	37,000
5	Metallica	Enter Sandman	37,000
6	Ozzy Osbourne	Crazy Train	37,000
7	Pink Floyd	Another Brick In The Wall (Part II)	37,000
8	AC/DC	You Shook Me All Night Long	36,000
9	Aerosmith	Sweet Emotion	36,000
10	AC/DC	Back In Black	36,000

TOP 10 MODERN ROCK RADIO SONGS - SPINS

Rank	Artist	Song	Spins
1	Arctic Monkeys	Do I Wanna Know?	22,000
2	AWOLNATION	Sail	21,000
3	Foster The People	Pumped Up Kicks	21,000
4	Black Keys	Tighten Up	20,000
5	Cold War Kids	First	20,000
6	Mumford & Sons	I Will Wait	19,000
7	Milky Chance	Stolen Dance	19,000
8	White Stripes	Seven Nation Army	19,000
9	Franz Ferdinand	Take Me Out	19,000
10	Black Keys	Lonely Boy	19,000

* January 1, 2010 - December 5, 2019

